

Name: Kuchen Directions Machine Embroidery Design

SKU: DC01-KC1883

Brand: Dakota Collectibles

Unique Colors: 13 (10 color Stops)

*Peach Custard
Kuchen*

Preheat oven to 400°F.
Sift flour, oats, baking powder and salt together, set in the processor, add milk with a pastry blender until dough is well mixed. Sprinkle an 8 inch square baking dish or pie plate with cooking spray, then press dough evenly across the bottom of the dish.




Place the peaches, pie juice and brown sugar, and then add to the peaches, mixing until coated well. Pour the peach mixture over the dough and bake for 10-15 minutes.

While kuchen is baking, beat the cream and egg yolks together to make the custard. After 10 minutes mark, pour the custard mixture over the top of the kuchen, and put back in the oven.

Bake for another 25 to 30 minutes or until custard is firm.
Serve kuchen warm.



Unique Colors

	Color Name (Color Code)	Manufacturer - Type
	Super White (1001) [No Color Selected]	madeira - rayon
	Dusty Lilac (1263) [No Color Selected]	madeira - rayon
	Crocus (286)	Exquisite - Polyester 1000m

Complete Color Sequence

#		Color Name (Color Code)	Manufacturer - Type
1		Super White (1001) [No Color Selected]	madeira - rayon
2		Super White (1001) [No Color Selected]	madeira - rayon
3		Crocus (286)	Exquisite - Polyester 1000m