

Name: Cherry Cobbler Directions Machine Embroidery Design

SKU: DC01-KC1879

Brand: Dakota Collectibles

Unique Colors: 13 (15 color Stops)

*Cherry
Cobbler*

Filling
In a saucepan, combine cherries, 1 to 1 1/4 cup sugar, cornstarch and 1/4 cup water. Let stand for 10 minutes (20 min for frozen). Cook and stir till thickened and bubbly. Keep filling hot.




Topping
In a medium mixing bowl, stir together flour, 2 Tbs sugar, baking powder, and cinnamon. Cut in butter or margarine till mixture resembles coarse crumbs; set aside. In a small bowl, stir together egg and milk. Add to flour mixture, stirring just to mix.

Transfer filling to a 2-quart baking dish. Using a spoon, immediately drop topping into small mounds atop filling.

Bake cobbler in a 400° oven for 20 to 25 minutes or till a wooden toothpick inserted into topping comes out clean. If desired, serve warm with ice cream.



Unique Colors

| | Color Name (Color Code) | Manufacturer - Type |
|--|--|-----------------------------|
|  | Super White (1001) [No Color Selected] | madeira - rayon |
|  | Dusty Lilac (1263) [No Color Selected] | madeira - rayon |
|  | Crocus (286) | Exquisite - Polyester 1000m |

Complete Color Sequence

| # | | Color Name (Color Code) | Manufacturer - Type |
|---|---|--|--------------------------------|
| 1 |  | Super White (1001) [No Color Selected] | madeira - rayon |
| 2 |  | Super White (1001) [No Color Selected] | madeira - rayon |
| 3 |  | Crocus (286) | Exquisite - Polyester 1000m |