

Name: Cjeesecale Directions Machine
Embroidery Design

SKU: DC01-KC1873

Brand: Dakota Collectibles

Unique Colors: 13 (9 color Stops)

*New York
Cheesecake*

Preheat oven to 400 degrees F.

Mix the graham cracker crumbs,

1/2 cup of the white sugar, and the melted butter together.

Press mixture into the bottom of one 9 or 10 inch springform pan.

In a large bowl, combine cream cheese, eggs and egg yolks
mix until smooth. Add the remaining 1 3/4 cups white sugar,
the flour and the heavy cream. Blend until smooth.

Press batter into prepared pan.

Bake at 400 degrees F for 15 minutes,




then turn oven temperature down to 200 degrees F

and continue baking for 1 hour, or until filling is set.

Let cheesecake cool, then refrigerate.



Unique Colors

	Color Name (Color Code)	Manufacturer - Type
	Super White (1001) [No Color Selected]	madeira - rayon
	Dusty Lilac (1263) [No Color Selected]	madeira - rayon
	Crocus (286)	Exquisite - Polyester 1000m

Complete Color Sequence

#		Color Name (Color Code)	Manufacturer - Type
1		Super White (1001) [No Color Selected]	madeira - rayon
2		Super White (1001) [No Color Selected]	madeira - rayon
3		Crocus (286)	Exquisite - Polyester 1000m