

Name: Strawberry Shortcake Directions Machine Embroidery Design

SKU: DC01-KC1871

Brand: Dakota Collectibles

Unique Colors: 13 (15 color Stops)




Strawberry Shortcake

1. In a bowl, cream sugar and shortening.
Add egg and vanilla; beat well.
Combine dry ingredients in separate bowl and
add alternately with milk to the creamed mixture.
Spread in a 9- in. square baking pan.
Bake at 350° for 20-25 minutes.
Cool on Wire Rack

2. Cut into nine servings. Fill each serving
horizontally and fill with whipped cream and
strawberries. Replace top of cake; garnish
with a dollop of whipped
cream and more berries.
Serve immediately.



Unique Colors

	Color Name (Color Code)	Manufacturer - Type
	Super White (1001) [No Color Selected]	madeira - rayon
	Dusty Lilac (1263) [No Color Selected]	madeira - rayon
	Crocus (286)	Exquisite - Polyester 1000m

Complete Color Sequence

#		Color Name (Color Code)	Manufacturer - Type
1		Super White (1001) [No Color Selected]	madeira - rayon
2		Super White (1001) [No Color Selected]	madeira - rayon
3		Crocus (286)	Exquisite - Polyester 1000m